

# BE SAFE The Movie: How to Interact Safely with the Police



What is an Interactive Screening  
of BE SAFE The Movie?

# BE SAFE The Movie

- A unique new video modeling tool
- Shows teens and adults with Autism Spectrum Disorders (ASD) and similar disabilities how to interact safely with the police
- Everyday situations range from a casual meeting to an arrest.

Made by & for people with  
ASD and related disabilities



Joey Travolta  
Inclusion Films

# Relevant & Relatable

- Actors your age
- Everyday scenarios like skateboarding, driving and hanging out
- Realistic conversations and language



# Real police, realistic scenarios




# BE SAFE Teaching Edition = Two New Safety Tools

BE SAFE the Movie  
7 Episodes on DVD

Companion Curriculum  
CD with 300-pages




PLUS



# A BE SAFE Interactive Screening is a safety event that promotes mutual understanding between

- Local police or sheriffs
- Teens and adults with Autism Spectrum Disorders (ASD) and similar disabilities
- Parents, caregivers, teachers and staff



# What happens at an Interactive Screening?

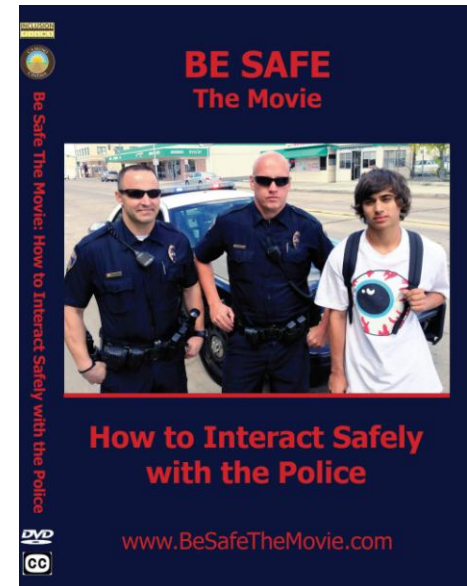
- Participants watch scenes from BE SAFE The Movie
- Local police or sheriffs lead fun safety activities from BE SAFE Teaching Edition





# View Episodes from BE SAFE The Movie


1. Laws Help Us Be Safe
2. Law Enforcement Officers Help Us Be Safe
3. Uniforms and Safety Tools
4. Stay Calm When You Meet the Police
5. Self-Disclosure
6. The Right to Remain Silent
7. BE SAFE in an Emergency



# Try Safety Activities Like These

It's the Law Jeopardy  
Tools of the Police

**BE SAFE**  
**Teaching Edition**  
**Movie & Companion Curriculum**




Lessons, activities, games & materials  
to teach teens and adults how to  
interact safely with the police  
By Emily Iland, M.A.

[www.BeSafeTheMovie.com](http://www.BeSafeTheMovie.com)

Be Safe Teaching Edition Movie & Companion Curriculum

CC




# Try Safety Activities Like These

Asking For Help  
My Safety Promise



**BE SAFE**  
**Teaching Edition**  
**Movie & Companion Curriculum**



Lessons, activities, games & materials  
to teach teens and adults how to  
interact safely with the police  
By Emily Iland, M.A.

[www.BeSafeTheMovie.com](http://www.BeSafeTheMovie.com)


Be Safe Teaching Edition Movie & Companion Curriculum

CC

# Try Safety Activities Like These

How to Get Arrested Safely  
How Handcuffs Feel

**BE SAFE**  
**Teaching Edition**  
**Movie & Companion Curriculum**



Lessons, activities, games & materials  
to teach teens and adults how to  
interact safely with the police  
By Emily Iland, M.A.

[www.BeSafeTheMovie.com](http://www.BeSafeTheMovie.com)

Be Safe Teaching Edition Movie & Companion Curriculum

CC



# Learn Key Safety Skills

1. Follow the law to be safe
2. Stay where you are when you meet the police
3. Keep your hands to yourself when you meet the police (don't touch their stuff!)
4. When the police tell you to do something, just do it
5. Tell the police about your disability
6. Remain silent if arrested and ask for a lawyer
7. Tell where you are when you call 911



# An Interactive Screening helps those with ASD

Feel more  
prepared for  
emergencies

Feel more  
comfortable,  
less afraid

Build skills for  
interacting with  
the police

Participate in  
police procedures

Create  
relationships

# An Interactive Screening helps Law Enforcement Professionals

Recognize the  
signs of ASD

Feel more  
comfortable and  
prepared

Build skills for  
interacting with  
those with ASD

Understand  
people with ASD

Create  
relationships

# An Interactive Screening helps Caregivers, Educators & Staff

Understand  
police perspective

Be familiar with  
police procedures

Prioritize & Teach  
Safety Skills

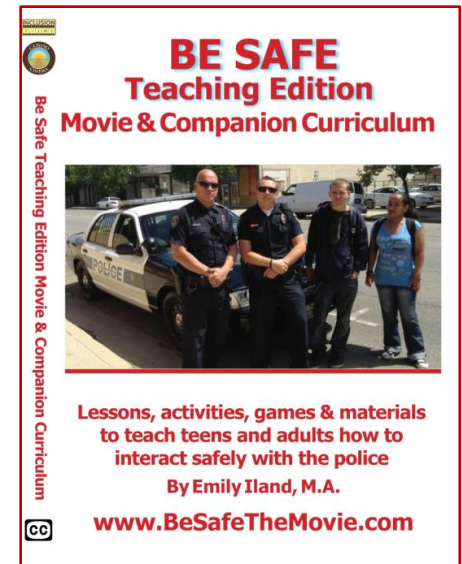
Identify skills to  
teach

Select tools &  
resources



# After the Show, Individualize Teaching Using Resources from BE SAFE Teaching Edition

1. Picture Dictionaries
2. Safety Comics
3. Rules & Visual Tools
4. Scripts for Role Play
5. BE SAFE Stories
6. Sample Goals & More!




# BE SAFE

## Picture Dictionary

### Picture & Word

### Meaning & My Example

**Pedestrian**



A person who is walking (usually along a street)

My Example:

**Walk Signal**



Electric signs at some cross walks that let walkers know when it is time to cross the street

My Example:

**Emergency Vehicle**



Cars and trucks used by the police, fire department or ambulance companies

My Example:

## Canine Partners Help The Police


### A BE SAFE Story



Some police are not humans, they are dogs! Canine partners are specially-trained dogs that help the police. A canine (K-9) and their police partner are a canine unit, or K-9 unit.



K-9s do very special work. They can look for a missing person. K-9s can search for drugs, guns or even cell phones. K-9s help capture suspects and catch people who run from the police.



K-9s are working animals. K-9s are another tool of the police. Even though a K-9 is a cute and furry tool, “Rules for Tools” applies: Never touch or reach for any tool of the police, including a K-9.

## *My Rules for Meeting the Police*

**I will stay where I am when the police come near me**



**I will NOT run away**



**BE SAFE Activity 4D Act It Out**

***“Mistaken Identity”***

**Dialogue from Episode 4 of BE SAFE The Movie**

*VAUGHN stops skating and sits down on a bench at a bus stop. He notices a police car coming fast with the lights and sirens on. The car pulls over and stops suddenly near him. Two OFFICERS get out with their guns pointed at VAUGHN. VAUGHN looks scared but doesn't move when he sees OFFICERS WELLS and MEARS.*

**BE SAFE Activity 4D Act It Out**  
***“Mistaken Identity”***

**OFFICER WELLS**

Hey! Put your hands up.  
Drop your backpack.  
Put your hands above your head.

**OFFICER WELLS**

Interlace your fingers.  
Put your hands on the back of your head.

**OFFICER WELLS**

Stand up. Move to your left.  
Spread your legs.  
You got any weapons on you?

**VAUGHN**

No.

**OFFICER MEARS**

You have ID on you?

**VAUGHN**

Back pocket...

## **The Police Need to Touch Me If I Am Arrested.**

**Sometimes I am sensitive to touch.**

- Sometimes I don't like it when other people touch me.**
- Even if someone touches me on my arms or my hands, it can bother me.**
- Most of the time I can avoid having other people touch my arms or hands.**

**The police have to touch peoples' arms or hands when they do their job.**

- That is a fact that everyone has to accept.**
- I will accept that the police might have to touch my hands or arms when they do their job.**

# Sample Goals from BE SAFE Lesson One

- ***Independent Living:*** Student will identify and explain how to follow 5 laws that will apply when (s)he turns 18.
- ***Community-Based Instruction:*** Student will notice and list all the laws (s)he follows in a single day in the community.
- ***Employment:*** Student will locate information and explain the meaning of 5 laws that apply in the workplace including non-discrimination, sexual harassment, accommodation of disability, and minimum wage.



# Kevin Hosseini, age 18



“After I watched the movie, I learned to stay calm, not to run away or argue. Do what the police officer tells you to do. Whether you do something wrong or not, you still need to stay calm and not run away.

# Kevin Hosseini, age 18

I also learned what a badge is and not to pet police dogs, especially when they're working. When a police officer stops me, I need to let him know I have autism."



# How can my organization host an Interactive Screening?



Contact Emily Iland  
@Camino Cinema  
for more information

**26893 Bouquet Canyon Road, C-333  
Saugus CA 91350  
661.347.8557**

**[emily@BeSafeTheMovie.com](mailto:emily@BeSafeTheMovie.com)**

**[www.BeSafeTheMovie.com](http://www.BeSafeTheMovie.com)**